

Table: ACSDP5Y2022.DP05


Demographic Characteristics			
American Community Survey 2018-2022		Candor town, Tioga County, New York	
Label	Estimate	Percent	
SEX AND AGE			
Total population	5,114	5,114	
Male	2,533	49.5%	
Female	2,581	50.5%	
Sex ratio (males per 100 females)	98.1	(X)	
Under 5 years	199	3.9%	
5 to 9 years	118	2.3%	
10 to 14 years	382	7.5%	
15 to 19 years	391	7.6%	
20 to 24 years	314	6.1%	
25 to 34 years	473	9.2%	
35 to 44 years	444	8.7%	
45 to 54 years	816	16.0%	
55 to 59 years	411	8.0%	
60 to 64 years	459	9.0%	
65 to 74 years	661	12.9%	
75 to 84 years	322	6.3%	
85 years and over	124	2.4%	
Median age (years)	48.1	(X)	
Under 18 years	902	17.6%	
16 years and over	4,298	84.0%	
18 years and over	4,212	82.4%	
21 years and over	3,950	77.2%	
62 years and over	1,420	27.8%	
65 years and over	1,107	21.6%	
18 years and over	4,212	4,212	
Male	2,033	48.3%	
Female	2,179	51.7%	
Sex ratio (males per 100 females)	93.3	(X)	
65 years and over	1,107	1,107	
Male	542	49.0%	
Female	565	51.0%	
Sex ratio (males per 100 females)	95.9	(X)	
RACE			
Total population	5,114	5,114	
One race	4,980	97.4%	
Two or More Races	134	2.6%	

Table: ACSDP5Y2022.DP05


Demographic Characteristics			
American Community Survey 2018-2022	Candor town, Tioga County, New York		
One race	4,980	97.4%	
White	4,685	91.6%	
Black or African American	25	0.5%	
American Indian and Alaska Native	0	0.0%	
Cherokee tribal grouping	0	0.0%	
Chippewa tribal grouping	0	0.0%	
Navajo tribal grouping	0	0.0%	
Sioux tribal grouping	0	0.0%	
Asian	11	0.2%	
Asian Indian	0	0.0%	
Chinese	11	0.2%	
Filipino	0	0.0%	
Japanese	0	0.0%	
Korean	0	0.0%	
Vietnamese	0	0.0%	
Other Asian	0	0.0%	
Native Hawaiian and Other Pacific Islander	0	0.0%	
Chamorro	0	0.0%	
Native Hawaiian	0	0.0%	
Samoan	0	0.0%	
Other Native Hawaiian and Other Pacific Islander	0	0.0%	
Some Other Race	259	5.1%	
Two or More Races	134	2.6%	
White and Black or African American	9	0.2%	
White and American Indian and Alaska Native	34	0.7%	
White and Asian	41	0.8%	
White and Some Other Race	50	1.0%	
Black or African American and American Indian and Alaska Native	0	0.0%	
Black or African American and Some Other Race	0	0.0%	
Race alone or in combination with one or more other races			
Total population	5,114	5,114	

Table: ACSDP5Y2022.DP05


Demographic Characteristics			
American Community Survey 2018-2022	Candor town, Tioga County, New York		
White	4,819	94.2%	
Black or African American	34	0.7%	
American Indian and Alaska Native	34	0.7%	
Asian	52	1.0%	
Native Hawaiian and Other Pacific Islander	0	0.0%	
Some Other Race	309	6.0%	
HISPANIC OR LATINO AND RACE			
Total population	5,114	5,114	
Hispanic or Latino (of any race)	255	5.0%	
Mexican	7	0.1%	
Puerto Rican	248	4.8%	
Cuban	0	0.0%	
Other Hispanic or Latino	0	0.0%	
Not Hispanic or Latino	4,859	95.0%	
White alone	4,678	91.5%	
Black or African American alone	25	0.5%	
American Indian and Alaska Native alone	0	0.0%	
Asian alone	11	0.2%	
Native Hawaiian and Other Pacific Islander alone	0	0.0%	
Some Other Race alone	11	0.2%	
Two or More Races	134	2.6%	
Two races including Some Other Race	50	1.0%	
Two races excluding Some Other Race, and three or more races	84	1.6%	
Total housing units	2,679	(X)	
CITIZEN, VOTING AGE POPULATION			
Citizen, 18 and over population	4,212	4,212	
Male	2,033	48.3%	
Female	2,179	51.7%	

Table: ACSDP5Y2022.DP03


Selected Economic Characteristics			
American Community Survey 2018-2022	Candor town, Tioga County, New York		
Label	Estimate	Percent	
EMPLOYMENT STATUS			
Population 16 years and over	4,298	4,298	
In labor force	2,640	61.4%	
Civilian labor force	2,640	61.4%	
Employed	2,457	57.2%	
Unemployed	183	4.3%	
Armed Forces	0	0.0%	
Not in labor force	1,658	38.6%	
Civilian labor force	2,640	2,640	
Unemployment Rate	(X)	6.9%	
Females 16 years and over	2,208	2,208	
In labor force	1,272	57.6%	
Civilian labor force	1,272	57.6%	
Employed	1,235	55.9%	
Own children of the householder under 6 years	203	203	
All parents in family in labor force	197	97.0%	
Own children of the householder 6 to 17 years	676	676	
All parents in family in labor force	522	77.2%	
COMMUTING TO WORK			
Workers 16 years and over	2,445	2,445	
Car, truck, or van -- drove alone	2,043	83.6%	
Car, truck, or van -- carpooled	76	3.1%	
Public transportation (excluding taxicab)	0	0.0%	
Walked	66	2.7%	
Other means	49	2.0%	
Worked from home	211	8.6%	
Mean travel time to work (minutes)	28.4	(X)	
OCCUPATION			
Civilian employed population 16 years and over	2,457	2,457	
Management, business, science, and arts occupations	810	33.0%	
Service occupations	331	13.5%	

Table: ACSDP5Y2022.DP03

Selected Economic Characteristics		United States [®] Census Bureau
American Community Survey 2018-2022	Candor town, Tioga County, New York	
Sales and office occupations	585	23.8%
Natural resources, construction, and maintenance occupations	364	14.8%
Production, transportation, and material moving occupations	367	14.9%
INDUSTRY		
Civilian employed population 16 years and over	2,457	2,457
Agriculture, forestry, fishing and hunting, and mining	92	3.7%
Construction	259	10.5%
Manufacturing	386	15.7%
Wholesale trade	90	3.7%
Retail trade	189	7.7%
Transportation and warehousing, and utilities	81	3.3%
Information	64	2.6%
Finance and insurance, and real estate and rental and leasing	93	3.8%
Professional, scientific, and management, and administrative and waste management services	158	6.4%
Educational services, and health care and social assistance	689	28.0%
Arts, entertainment, and recreation, and accommodation and food services	204	8.3%
Other services, except public administration	85	3.5%
Public administration	67	2.7%
CLASS OF WORKER		
Civilian employed population 16 years and over	2,457	2,457
Private wage and salary workers	1,973	80.3%

Table: ACSDP5Y2022.DP03

Selected Economic Characteristics		United States® Census Bureau
American Community Survey 2018-2022	Candor town, Tioga County, New York	
Government workers	356	14.5%
Self-employed in own not incorporated business workers	128	5.2%
Unpaid family workers	0	0.0%
INCOME AND BENEFITS (IN 2022 INFLATION-ADJUSTED DOLLARS)		
Total households	2,378	2,378
Less than \$10,000	45	1.9%
\$10,000 to \$14,999	100	4.2%
\$15,000 to \$24,999	163	6.9%
\$25,000 to \$34,999	391	16.4%
\$35,000 to \$49,999	462	19.4%
\$50,000 to \$74,999	320	13.5%
\$75,000 to \$99,999	318	13.4%
\$100,000 to \$149,999	314	13.2%
\$150,000 to \$199,999	126	5.3%
\$200,000 or more	139	5.8%
Median household income (dollars)	51,795	(X)
Mean household income (dollars)	76,016	(X)
With earnings	1,790	75.3%
Mean earnings (dollars)	79,294	(X)
With Social Security	946	39.8%
Mean Social Security income (dollars)	19,990	(X)
With retirement income	575	24.2%
Mean retirement income (dollars)	22,067	(X)
With Supplemental Security Income	115	4.8%
Mean Supplemental Security Income (dollars)	20,278	(X)
With cash public assistance income	94	4.0%
Mean cash public assistance income (dollars)	2,904	(X)
With Food Stamp/SNAP benefits in the past 12 months	321	13.5%

Table: ACSDP5Y2022.DP03

Selected Economic Characteristics		United States [®] Census Bureau
American Community Survey 2018-2022	Candor town, Tioga County, New York	
Families	1,387	1,387
Less than \$10,000	75	5.4%
\$10,000 to \$14,999	19	1.4%
\$15,000 to \$24,999	149	10.7%
\$25,000 to \$34,999	121	8.7%
\$35,000 to \$49,999	154	11.1%
\$50,000 to \$74,999	240	17.3%
\$75,000 to \$99,999	256	18.5%
\$100,000 to \$149,999	243	17.5%
\$150,000 to \$199,999	60	4.3%
\$200,000 or more	70	5.0%
Median family income (dollars)	64,740	(X)
Mean family income (dollars)	79,051	(X)
Per capita income (dollars)	34,815	(X)
Nonfamily households	991	991
Median nonfamily income (dollars)	44,352	(X)
Mean nonfamily income (dollars)	64,006	(X)
Median earnings for workers (dollars)	40,588	(X)
Median earnings for male full-time, year-round workers (dollars)	59,091	(X)
Median earnings for female full-time, year-round workers (dollars)	45,194	(X)
HEALTH INSURANCE COVERAGE		
Civilian noninstitutionalized population	5,114	5,114
With health insurance coverage	4,900	95.8%
With private health insurance	3,241	63.4%
With public coverage	2,561	50.1%
No health insurance coverage	214	4.2%
Civilian noninstitutionalized population under 19 years	1,008	1,008

Table: ACSDP5Y2022.DP03

Selected Economic Characteristics		United States® Census Bureau
American Community Survey 2018-2022	Candor town, Tioga County, New York	
No health insurance coverage	4	0.4%
Civilian noninstitutionalized population 19 to 64 years	2,999	2,999
In labor force:	2,191	2,191
Employed:	2,015	2,015
With health insurance coverage	1,894	94.0%
With private health insurance	1,613	80.0%
With public coverage	384	19.1%
No health insurance coverage	121	6.0%
Unemployed:	176	176
With health insurance coverage	151	85.8%
With private health insurance	15	8.5%
With public coverage	136	77.3%
No health insurance coverage	25	14.2%
Not in labor force:	808	808
With health insurance coverage	744	92.1%
With private health insurance	312	38.6%
With public coverage	514	63.6%
No health insurance coverage	64	7.9%
PERCENTAGE OF FAMILIES AND PEOPLE WHOSE INCOME IN THE PAST 12 MONTHS IS BELOW THE POVERTY LEVEL		
All families	(X)	15.9%
With related children of the householder under 18 years	(X)	28.2%
With related children of the householder under 5 years only	(X)	50.7%
Married couple families	(X)	0.7%

Table: ACSDP5Y2022.DP03

Selected Economic Characteristics		United States [®] Census Bureau
American Community Survey 2018-2022	Candor town, Tioga County, New York	
With related children of the householder under 18 years	(X)	0.8%
With related children of the householder under 5 years only	(X)	0.0%
Families with female householder, no spouse present	(X)	16.3%
With related children of the householder under 18 years	(X)	25.2%
With related children of the householder under 5 years only	(X)	-
All people	(X)	18.3%
Under 18 years	(X)	32.4%
Related children of the householder under 18 years	(X)	32.1%
Related children of the householder under 5 years	(X)	53.3%
Related children of the householder 5 to 17 years	(X)	26.1%
18 years and over	(X)	15.3%
18 to 64 years	(X)	19.3%
65 years and over	(X)	4.2%
People in families	(X)	17.5%
Unrelated individuals 15 years and over	(X)	20.6%

Table: ACSDP5Y2022.DP04


Selected Housing Characteristics			
American Community Survey 2018-2022	Candor town, Tioga County, New York		
Label	Estimate	Percent	
HOUSING OCCUPANCY			
Total housing units	2,679	2,679	
Occupied housing units	2,378	88.8%	
Vacant housing units	301	11.2%	
Homeowner vacancy rate	0.0	(X)	
Rental vacancy rate	11.8	(X)	
UNITS IN STRUCTURE			
Total housing units	2,679	2,679	
1-unit, detached	1,597	59.6%	
1-unit, attached	63	2.4%	
2 units	122	4.6%	
3 or 4 units	170	6.3%	
5 to 9 units	29	1.1%	
10 to 19 units	0	0.0%	
20 or more units	13	0.5%	
Mobile home	685	25.6%	
Boat, RV, van, etc.	0	0.0%	
YEAR STRUCTURE BUILT			
Total housing units	2,679	2,679	
Built 2020 or later	0	0.0%	
Built 2010 to 2019	90	3.4%	
Built 2000 to 2009	300	11.2%	
Built 1990 to 1999	301	11.2%	
Built 1980 to 1989	387	14.4%	
Built 1970 to 1979	408	15.2%	
Built 1960 to 1969	165	6.2%	
Built 1950 to 1959	117	4.4%	
Built 1940 to 1949	74	2.8%	
Built 1939 or earlier	837	31.2%	
ROOMS			
Total housing units	2,679	2,679	
1 room	5	0.2%	
2 rooms	45	1.7%	
3 rooms	43	1.6%	
4 rooms	410	15.3%	
5 rooms	374	14.0%	
6 rooms	492	18.4%	
7 rooms	282	10.5%	
8 rooms	336	12.5%	
9 rooms or more	692	25.8%	

Table: ACSDP5Y2022.DP04


Selected Housing Characteristics			
American Community Survey 2018-2022	Candor town, Tioga County, New York		
Median rooms	6.4		(X)
BEDROOMS			
Total housing units	2,679		2,679
No bedroom	29		1.1%
1 bedroom	106		4.0%
2 bedrooms	765		28.6%
3 bedrooms	1,124		42.0%
4 bedrooms	397		14.8%
5 or more bedrooms	258		9.6%
HOUSING TENURE			
Occupied housing units	2,378		2,378
Owner-occupied	1,758		73.9%
Renter-occupied	620		26.1%
Average household size of owner-occupied unit	2.07		(X)
Average household size of renter-occupied unit	2.39		(X)
YEAR HOUSEHOLDER MOVED INTO UNIT			
Occupied housing units	2,378		2,378
Moved in 2021 or later	25		1.1%
Moved in 2018 to 2020	302		12.7%
Moved in 2010 to 2017	618		26.0%
Moved in 2000 to 2009	452		19.0%
Moved in 1990 to 1999	342		14.4%
Moved in 1989 and earlier	639		26.9%
VEHICLES AVAILABLE			
Occupied housing units	2,378		2,378
No vehicles available	122		5.1%
1 vehicle available	767		32.3%
2 vehicles available	970		40.8%
3 or more vehicles available	519		21.8%
HOUSE HEATING FUEL			
Occupied housing units	2,378		2,378
Utility gas	463		19.5%
Bottled, tank, or LP gas	380		16.0%
Electricity	324		13.6%
Fuel oil, kerosene, etc.	776		32.6%
Coal or coke	95		4.0%
Wood	250		10.5%
Solar energy	0		0.0%

Table: ACSDP5Y2022.DP04


Selected Housing Characteristics			
American Community Survey 2018-2022	Candor town, Tioga County, New York		
Other fuel	42		1.8%
No fuel used	48		2.0%
SELECTED CHARACTERISTICS			
Occupied housing units	2,378		2,378
Lacking complete plumbing facilities	0		0.0%
Lacking complete kitchen facilities	0		0.0%
No telephone service available	7		0.3%
OCCUPANTS PER ROOM			
Occupied housing units	2,378		2,378
1.00 or less	2,378		100.0%
1.01 to 1.50	0		0.0%
1.51 or more	0		0.0%
VALUE			
Owner-occupied units	1,758		1,758
Less than \$50,000	284		16.2%
\$50,000 to \$99,999	391		22.2%
\$100,000 to \$149,999	276		15.7%
\$150,000 to \$199,999	192		10.9%
\$200,000 to \$299,999	377		21.4%
\$300,000 to \$499,999	196		11.1%
\$500,000 to \$999,999	42		2.4%
\$1,000,000 or more	0		0.0%
Median (dollars)	137,100		(X)
MORTGAGE STATUS			
Owner-occupied units	1,758		1,758
Housing units with a mortgage	597		34.0%
Housing units without a mortgage	1,161		66.0%
SELECTED MONTHLY OWNER COSTS (SMOC)			
Housing units with a mortgage	597		597
Less than \$500	0		0.0%
\$500 to \$999	90		15.1%
\$1,000 to \$1,499	161		27.0%
\$1,500 to \$1,999	161		27.0%
\$2,000 to \$2,499	90		15.1%
\$2,500 to \$2,999	81		13.6%

Table: ACSDP5Y2022.DP04

Selected Housing Characteristics		United States® Census Bureau
American Community Survey 2018-2022	Candor town, Tioga County, New York	
\$3,000 or more	14	2.3%
Median (dollars)	1,677	(X)
Housing units without a mortgage	1,161	1,161
Less than \$250	104	9.0%
\$250 to \$399	215	18.5%
\$400 to \$599	386	33.2%
\$600 to \$799	218	18.8%
\$800 to \$999	115	9.9%
\$1,000 or more	123	10.6%
Median (dollars)	540	(X)
SELECTED MONTHLY OWNER COSTS AS A PERCENTAGE OF HOUSEHOLD INCOME (SMOCAPI)		
Housing units with a mortgage (excluding units where SMOCAPI cannot be computed)	597	597
Less than 20.0 percent	304	50.9%
20.0 to 24.9 percent	59	9.9%
25.0 to 29.9 percent	126	21.1%
30.0 to 34.9 percent	3	0.5%
35.0 percent or more	105	17.6%
Not computed	0	(X)
Housing unit without a mortgage (excluding units where SMOCAPI cannot be computed)	1,161	1,161
Less than 10.0 percent	450	38.8%
10.0 to 14.9 percent	234	20.2%
15.0 to 19.9 percent	218	18.8%
20.0 to 24.9 percent	41	3.5%
25.0 to 29.9 percent	18	1.6%
30.0 to 34.9 percent	0	0.0%
35.0 percent or more	200	17.2%
Not computed	0	(X)
GROSS RENT		
Occupied units paying rent	591	591
Less than \$500	3	0.5%
\$500 to \$999	487	82.4%

Table: ACSDP5Y2022.DP04


Selected Housing Characteristics			
American Community Survey 2018-2022	Candor town, Tioga County, New York		
\$1,000 to \$1,499	94	15.9%	
\$1,500 to \$1,999	2	0.3%	
\$2,000 to \$2,499	5	0.8%	
\$2,500 to \$2,999	0	0.0%	
\$3,000 or more	0	0.0%	
Median (dollars)	867	(X)	
No rent paid	29	(X)	
GROSS RENT AS A PERCENTAGE OF HOUSEHOLD INCOME (GRAPI)			
Occupied units paying rent (excluding units where GRAPI cannot be computed)	591	591	
Less than 15.0 percent	143	24.2%	
15.0 to 19.9 percent	135	22.8%	
20.0 to 24.9 percent	48	8.1%	
25.0 to 29.9 percent	44	7.4%	
30.0 to 34.9 percent	35	5.9%	
35.0 percent or more	186	31.5%	
Not computed	29	(X)	

Table: ACSDP5Y2022.DP02

Selected Social Characteristics		United States® Census Bureau
American Community Survey 2018-2022	Candor town, Tioga County, New York	
Label	Estimate	Percent
HOUSEHOLDS BY TYPE		
Total households	2,378	2,378
Married-couple household	949	39.9%
With children of the householder under 18 years	231	9.7%
Cohabiting couple household	397	16.7%
With children of the householder under 18 years	175	7.4%
Male householder, no spouse/partner present	394	16.6%
With children of the householder under 18 years	0	0.0%
Householder living alone	368	15.5%
65 years and over	175	7.4%
Female householder, no spouse/partner present	638	26.8%
With children of the householder under 18 years	102	4.3%
Householder living alone	422	17.7%
65 years and over	257	10.8%
Households with one or more people under 18 years	531	22.3%
Households with one or more people 65 years and over	903	38.0%
Average household size	2.15	(X)
Average family size	2.64	(X)
RELATIONSHIP		
Population in households	5,114	5,114
Householder	2,378	46.5%
Spouse	920	18.0%
Unmarried partner	388	7.6%
Child	1,223	23.9%
Other relatives	137	2.7%
Other nonrelatives	68	1.3%
MARITAL STATUS		
Males 15 years and over	2,090	2,090
Never married	588	28.1%
Now married, except separated	1,040	49.8%

Table: ACSDP5Y2022.DP02

Selected Social Characteristics		United States® Census Bureau
American Community Survey 2018-2022	Candor town, Tioga County, New York	
Separated	20	1.0%
Widowed	105	5.0%
Divorced	337	16.1%
Females 15 years and over	2,325	2,325
Never married	673	28.9%
Now married, except separated	973	41.8%
Separated	89	3.8%
Widowed	262	11.3%
Divorced	328	14.1%
FERTILITY		
Number of women 15 to 50 years old who had a birth in the past 12 months	127	127
Unmarried women (widowed, divorced, and never married)	73	57.5%
Per 1,000 unmarried women	106	(X)
Per 1,000 women 15 to 50 years old	109	(X)
Per 1,000 women 15 to 19 years old	286	(X)
Per 1,000 women 20 to 34 years old	111	(X)
Per 1,000 women 35 to 50 years old	5	(X)
GRANDPARENTS		
Number of grandparents living with own grandchildren under 18 years	44	44
Grandparents responsible for grandchildren	18	40.9%
Years responsible for grandchildren		
Less than 1 year	14	31.8%
1 or 2 years	4	9.1%
3 or 4 years	0	0.0%
5 or more years	0	0.0%

Table: ACSDP5Y2022.DP02

Selected Social Characteristics		United States® Census Bureau
American Community Survey 2018-2022	Candor town, Tioga County, New York	
Number of grandparents responsible for own grandchildren under 18 years	18	18
Who are female	16	88.9%
Who are married	18	100.0%
SCHOOL ENROLLMENT		
Population 3 years and over enrolled in school	999	999
Nursery school, preschool	53	5.3%
Kindergarten	22	2.2%
Elementary school (grades 1-8)	451	45.1%
High school (grades 9-12)	242	24.2%
College or graduate school	231	23.1%
EDUCATIONAL ATTAINMENT		
Population 25 years and over	3,710	3,710
Less than 9th grade	115	3.1%
9th to 12th grade, no diploma	259	7.0%
High school graduate (includes equivalency)	1,412	38.1%
Some college, no degree	607	16.4%
Associate's degree	679	18.3%
Bachelor's degree	426	11.5%
Graduate or professional degree	212	5.7%
High school graduate or higher	3,336	89.9%
Bachelor's degree or higher	638	17.2%
VETERAN STATUS		
Civilian population 18 years and over	4,212	4,212
Civilian veterans	321	7.6%
DISABILITY STATUS OF THE CIVILIAN NONINSTITUTIONALIZED POPULATION		
Total Civilian Noninstitutionalized Population	5,114	5,114
With a disability	1,072	21.0%
Under 18 years	902	902

Table: ACSDP5Y2022.DP02

Selected Social Characteristics		United States [®] Census Bureau
American Community Survey 2018-2022	Candor town, Tioga County, New York	
With a disability	146	16.2%
18 to 64 years	3,105	3,105
With a disability	610	19.6%
65 years and over	1,107	1,107
With a disability	316	28.5%
RESIDENCE 1 YEAR AGO		
Population 1 year and over	5,024	5,024
Same house	4,558	90.7%
Different house (in the U.S. or abroad)	466	9.3%
Different house in the U.S.	466	9.3%
Same county	180	3.6%
Different county	286	5.7%
Same state	64	1.3%
Different state	222	4.4%
Abroad	0	0.0%
PLACE OF BIRTH		
Total population	5,114	5,114
Native	5,111	99.9%
Born in United States	5,091	99.6%
State of residence	3,778	73.9%
Different state	1,313	25.7%
Born in Puerto Rico, U.S. Island areas, or born abroad to American parent(s)	20	0.4%
Foreign born	3	0.1%
U.S. CITIZENSHIP STATUS		
Foreign-born population	3	3
Naturalized U.S. citizen	3	100.0%
Not a U.S. citizen	0	0.0%
YEAR OF ENTRY		
Population born outside the United States	23	23
Native	20	20
Entered 2010 or later	0	0.0%
Entered before 2010	20	100.0%
Foreign born	3	3
Entered 2010 or later	0	0.0%
Entered before 2010	3	100.0%
WORLD REGION OF BIRTH OF FOREIGN BORN		

Table: ACSDP5Y2022.DP02

Selected Social Characteristics		United States [®] Census Bureau
American Community Survey 2018-2022	Candor town, Tioga County, New York	
Foreign-born population, excluding population born at sea	3	3
Europe	0	0.0%
Asia	3	100.0%
Africa	0	0.0%
Oceania	0	0.0%
Latin America	0	0.0%
Northern America	0	0.0%
LANGUAGE SPOKEN AT HOME		
Population 5 years and over	4,915	4,915
English only	4,762	96.9%
Language other than English	153	3.1%
Speak English less than "very well"	2	0.0%
Spanish	20	0.4%
Speak English less than "very well"	2	0.0%
Other Indo-European languages	130	2.6%
Speak English less than "very well"	0	0.0%
Asian and Pacific Islander languages	0	0.0%
Speak English less than "very well"	0	0.0%
Other languages	3	0.1%
Speak English less than "very well"	0	0.0%
ANCESTRY		
Total population	5,114	5,114
American	342	6.7%
Arab	5	0.1%
Czech	0	0.0%
Danish	2	0.0%
Dutch	218	4.3%
English	1,159	22.7%
French (except Basque)	77	1.5%
French Canadian	43	0.8%
German	1,113	21.8%
Greek	6	0.1%

Table: ACSDP5Y2022.DP02

Selected Social Characteristics		United States® Census Bureau
American Community Survey 2018-2022	Candor town, Tioga County, New York	
Hungarian	0	0.0%
Irish	972	19.0%
Italian	247	4.8%
Lithuanian	0	0.0%
Norwegian	14	0.3%
Polish	245	4.8%
Portuguese	0	0.0%
Russian	44	0.9%
Scotch-Irish	22	0.4%
Scottish	44	0.9%
Slovak	0	0.0%
Subsaharan African	0	0.0%
Swedish	14	0.3%
Swiss	0	0.0%
Ukrainian	60	1.2%
Welsh	103	2.0%
West Indian (excluding Hispanic origin groups)	0	0.0%
COMPUTERS AND INTERNET USE		
Total households	2,378	2,378
With a computer	2,238	94.1%
With a broadband Internet subscription	2,166	91.1%