

Table: ACSDP5Y2022.DP05

Demographic Characteristics		United States® Census Bureau
American Community Survey 2018-2022	Berkshire town, Tioga County, New York	
Label	Estimate	Percent
SEX AND AGE		
Total population	1,166	1,166
Male	601	51.5%
Female	565	48.5%
Sex ratio (males per 100 females)	106.4	(X)
Under 5 years	66	5.7%
5 to 9 years	73	6.3%
10 to 14 years	84	7.2%
15 to 19 years	88	7.5%
20 to 24 years	66	5.7%
25 to 34 years	114	9.8%
35 to 44 years	163	14.0%
45 to 54 years	123	10.5%
55 to 59 years	79	6.8%
60 to 64 years	66	5.7%
65 to 74 years	121	10.4%
75 to 84 years	80	6.9%
85 years and over	43	3.7%
Median age (years)	40.6	(X)
Under 18 years	283	24.3%
16 years and over	903	77.4%
18 years and over	883	75.7%
21 years and over	853	73.2%
62 years and over	272	23.3%
65 years and over	244	20.9%
18 years and over	883	883
Male	440	49.8%
Female	443	50.2%
Sex ratio (males per 100 females)	99.3	(X)
65 years and over	244	244
Male	94	38.5%
Female	150	61.5%
Sex ratio (males per 100 females)	62.7	(X)
RACE		
Total population	1,166	1,166
One race	1,151	98.7%
Two or More Races	15	1.3%

Table: ACSDP5Y2022.DP05

Demographic Characteristics		United States® Census Bureau
American Community Survey 2018-2022	Berkshire town, Tioga County, New York	
One race	1,151	98.7%
White	1,122	96.2%
Black or African American	0	0.0%
American Indian and Alaska Native	0	0.0%
Cherokee tribal grouping	0	0.0%
Chippewa tribal grouping	0	0.0%
Navajo tribal grouping	0	0.0%
Sioux tribal grouping	0	0.0%
Asian	0	0.0%
Asian Indian	0	0.0%
Chinese	0	0.0%
Filipino	0	0.0%
Japanese	0	0.0%
Korean	0	0.0%
Vietnamese	0	0.0%
Other Asian	0	0.0%
Native Hawaiian and Other Pacific Islander	0	0.0%
Chamorro	0	0.0%
Native Hawaiian	0	0.0%
Samoan	0	0.0%
Other Native Hawaiian and Other Pacific Islander	0	0.0%
Some Other Race	29	2.5%
Two or More Races	15	1.3%
White and Black or African American	0	0.0%
White and American Indian and Alaska Native	10	0.9%
White and Asian	0	0.0%
White and Some Other Race	5	0.4%
Black or African American and American Indian and Alaska Native	0	0.0%
Black or African American and Some Other Race	0	0.0%
Race alone or in combination with one or more other races		
Total population	1,166	1,166

Table: ACSDP5Y2022.DP05

Demographic Characteristics		United States® Census Bureau
American Community Survey 2018-2022	Berkshire town, Tioga County, New York	
White	1,137	97.5%
Black or African American	0	0.0%
American Indian and Alaska Native	10	0.9%
Asian	0	0.0%
Native Hawaiian and Other Pacific Islander	0	0.0%
Some Other Race	34	2.9%
HISPANIC OR LATINO AND RACE		
Total population	1,166	1,166
Hispanic or Latino (of any race)	16	1.4%
Mexican	6	0.5%
Puerto Rican	0	0.0%
Cuban	0	0.0%
Other Hispanic or Latino	10	0.9%
Not Hispanic or Latino	1,150	98.6%
White alone	1,116	95.7%
Black or African American alone	0	0.0%
American Indian and Alaska Native alone	0	0.0%
Asian alone	0	0.0%
Native Hawaiian and Other Pacific Islander alone	0	0.0%
Some Other Race alone	19	1.6%
Two or More Races	15	1.3%
Two races including Some Other Race	5	0.4%
Two races excluding Some Other Race, and three or more races	10	0.9%
Total housing units	494	(X)
CITIZEN, VOTING AGE POPULATION		
Citizen, 18 and over population	880	880
Male	440	50.0%
Female	440	50.0%

Table: ACSDP5Y2022.DP03

Selected Economic Characteristics		United States [®] Census Bureau
American Community Survey 2018-2022	Berkshire town, Tioga County, New York	
Label	Estimate	Percent
EMPLOYMENT STATUS		
Population 16 years and over	903	903
In labor force	526	58.3%
Civilian labor force	526	58.3%
Employed	485	53.7%
Unemployed	41	4.5%
Armed Forces	0	0.0%
Not in labor force	377	41.7%
Civilian labor force	526	526
Unemployment Rate	(X)	7.8%
Females 16 years and over	449	449
In labor force	238	53.0%
Civilian labor force	238	53.0%
Employed	232	51.7%
Own children of the householder under 6 years	83	83
All parents in family in labor force	76	91.6%
Own children of the householder 6 to 17 years	191	191
All parents in family in labor force	153	80.1%
COMMUTING TO WORK		
Workers 16 years and over	483	483
Car, truck, or van -- drove alone	405	83.9%
Car, truck, or van -- carpooled	42	8.7%
Public transportation (excluding taxicab)	0	0.0%
Walked	10	2.1%
Other means	8	1.7%
Worked from home	18	3.7%
Mean travel time to work (minutes)	31.2	(X)
OCCUPATION		
Civilian employed population 16 years and over	485	485
Management, business, science, and arts occupations	181	37.3%
Service occupations	73	15.1%

Table: ACSDP5Y2022.DP03

Selected Economic Characteristics		United States[®] Census Bureau
American Community Survey 2018-2022	Berkshire town, Tioga County, New York	
Sales and office occupations	100	20.6%
Natural resources, construction, and maintenance occupations	62	12.8%
Production, transportation, and material moving occupations	69	14.2%
INDUSTRY		
Civilian employed population 16 years and over	485	485
Agriculture, forestry, fishing and hunting, and mining	12	2.5%
Construction	44	9.1%
Manufacturing	67	13.8%
Wholesale trade	2	0.4%
Retail trade	39	8.0%
Transportation and warehousing, and utilities	8	1.6%
Information	5	1.0%
Finance and insurance, and real estate and rental and leasing	9	1.9%
Professional, scientific, and management, and administrative and waste management services	36	7.4%
Educational services, and health care and social assistance	162	33.4%
Arts, entertainment, and recreation, and accommodation and food services	23	4.7%
Other services, except public administration	39	8.0%
Public administration	39	8.0%
CLASS OF WORKER		
Civilian employed population 16 years and over	485	485
Private wage and salary workers	353	72.8%

Table: ACSDP5Y2022.DP03

Selected Economic Characteristics		United States [®] Census Bureau
American Community Survey 2018-2022	Berkshire town, Tioga County, New York	
Government workers	101	20.8%
Self-employed in own not incorporated business workers	31	6.4%
Unpaid family workers	0	0.0%
INCOME AND BENEFITS (IN 2022 INFLATION-ADJUSTED DOLLARS)		
Total households	436	436
Less than \$10,000	7	1.6%
\$10,000 to \$14,999	15	3.4%
\$15,000 to \$24,999	35	8.0%
\$25,000 to \$34,999	36	8.3%
\$35,000 to \$49,999	43	9.9%
\$50,000 to \$74,999	97	22.2%
\$75,000 to \$99,999	56	12.8%
\$100,000 to \$149,999	84	19.3%
\$150,000 to \$199,999	37	8.5%
\$200,000 or more	26	6.0%
Median household income (dollars)	68,889	(X)
Mean household income (dollars)	92,865	(X)
With earnings	301	69.0%
Mean earnings (dollars)	97,909	(X)
With Social Security	171	39.2%
Mean Social Security income (dollars)	24,200	(X)
With retirement income	148	33.9%
Mean retirement income (dollars)	26,161	(X)
With Supplemental Security Income	29	6.7%
Mean Supplemental Security Income (dollars)	12,431	(X)
With cash public assistance income	39	8.9%
Mean cash public assistance income (dollars)	2,885	(X)
With Food Stamp/SNAP benefits in the past 12 months	58	13.3%

Table: ACSDP5Y2022.DP03

Selected Economic Characteristics		United States[®] Census Bureau
American Community Survey 2018-2022	Berkshire town, Tioga County, New York	
Families	320	320
Less than \$10,000	3	0.9%
\$10,000 to \$14,999	6	1.9%
\$15,000 to \$24,999	16	5.0%
\$25,000 to \$34,999	11	3.4%
\$35,000 to \$49,999	38	11.9%
\$50,000 to \$74,999	69	21.6%
\$75,000 to \$99,999	44	13.8%
\$100,000 to \$149,999	75	23.4%
\$150,000 to \$199,999	35	10.9%
\$200,000 or more	23	7.2%
Median family income (dollars)	84,423	(X)
Mean family income (dollars)	106,278	(X)
Per capita income (dollars)	34,447	(X)
Nonfamily households	116	116
Median nonfamily income (dollars)	32,143	(X)
Mean nonfamily income (dollars)	47,151	(X)
Median earnings for workers (dollars)	41,620	(X)
Median earnings for male full-time, year-round workers (dollars)	63,500	(X)
Median earnings for female full-time, year-round workers (dollars)	44,306	(X)
HEALTH INSURANCE COVERAGE		
Civilian noninstitutionalized population	1,166	1,166
With health insurance coverage	1,115	95.6%
With private health insurance	839	72.0%
With public coverage	495	42.5%
No health insurance coverage	51	4.4%
Civilian noninstitutionalized population under 19 years	302	302

Table: ACSDP5Y2022.DP03

Selected Economic Characteristics		United States [®] Census Bureau
American Community Survey 2018-2022	Berkshire town, Tioga County, New York	
No health insurance coverage	8	2.6%
Civilian noninstitutionalized population 19 to 64 years	620	620
In labor force:	479	479
Employed:	438	438
With health insurance coverage	409	93.4%
With private health insurance	351	80.1%
With public coverage	80	18.3%
No health insurance coverage	29	6.6%
Unemployed:	41	41
With health insurance coverage	31	75.6%
With private health insurance	15	36.6%
With public coverage	20	48.8%
No health insurance coverage	10	24.4%
Not in labor force:	141	141
With health insurance coverage	137	97.2%
With private health insurance	99	70.2%
With public coverage	57	40.4%
No health insurance coverage	4	2.8%
PERCENTAGE OF FAMILIES AND PEOPLE WHOSE INCOME IN THE PAST 12 MONTHS IS BELOW THE POVERTY LEVEL		
All families	(X)	7.2%
With related children of the householder under 18 years	(X)	19.3%
With related children of the householder under 5 years only	(X)	100.0%
Married couple families	(X)	0.0%

Table: ACSDP5Y2022.DP03

Selected Economic Characteristics		United States® Census Bureau
American Community Survey 2018-2022	Berkshire town, Tioga County, New York	
With related children of the householder under 18 years	(X)	0.0%
With related children of the householder under 5 years only	(X)	-
Families with female householder, no spouse present	(X)	30.6%
With related children of the householder under 18 years	(X)	37.9%
With related children of the householder under 5 years only	(X)	-
All people	(X)	13.1%
Under 18 years	(X)	20.6%
Related children of the householder under 18 years	(X)	20.6%
Related children of the householder under 5 years	(X)	42.4%
Related children of the householder 5 to 17 years	(X)	14.0%
18 years and over	(X)	10.6%
18 to 64 years	(X)	13.9%
65 years and over	(X)	2.0%
People in families	(X)	8.8%
Unrelated individuals 15 years and over	(X)	34.7%

Table: ACSDP5Y2022.DP04


Selected Housing Characteristics			
American Community Survey 2018-2022	Berkshire town, Tioga County, New York		
Label	Estimate	Percent	
HOUSING OCCUPANCY			
Total housing units	494	494	
Occupied housing units	436	88.3%	
Vacant housing units	58	11.7%	
Homeowner vacancy rate	2.2	(X)	
Rental vacancy rate	0.0	(X)	
UNITS IN STRUCTURE			
Total housing units	494	494	
1-unit, detached	358	72.5%	
1-unit, attached	0	0.0%	
2 units	5	1.0%	
3 or 4 units	8	1.6%	
5 to 9 units	0	0.0%	
10 to 19 units	0	0.0%	
20 or more units	0	0.0%	
Mobile home	123	24.9%	
Boat, RV, van, etc.	0	0.0%	
YEAR STRUCTURE BUILT			
Total housing units	494	494	
Built 2020 or later	0	0.0%	
Built 2010 to 2019	34	6.9%	
Built 2000 to 2009	32	6.5%	
Built 1990 to 1999	96	19.4%	
Built 1980 to 1989	27	5.5%	
Built 1970 to 1979	99	20.0%	
Built 1960 to 1969	43	8.7%	
Built 1950 to 1959	27	5.5%	
Built 1940 to 1949	13	2.6%	
Built 1939 or earlier	123	24.9%	
ROOMS			
Total housing units	494	494	
1 room	0	0.0%	
2 rooms	16	3.2%	
3 rooms	31	6.3%	
4 rooms	73	14.8%	
5 rooms	87	17.6%	
6 rooms	67	13.6%	
7 rooms	60	12.1%	
8 rooms	46	9.3%	
9 rooms or more	114	23.1%	

Table: ACSDP5Y2022.DP04


Selected Housing Characteristics			
American Community Survey 2018-2022	Berkshire town, Tioga County, New York		
Median rooms	6.1		(X)
BEDROOMS			
Total housing units	494		494
No bedroom	0		0.0%
1 bedroom	53		10.7%
2 bedrooms	95		19.2%
3 bedrooms	243		49.2%
4 bedrooms	67		13.6%
5 or more bedrooms	36		7.3%
HOUSING TENURE			
Occupied housing units	436		436
Owner-occupied	363		83.3%
Renter-occupied	73		16.7%
Average household size of owner-occupied unit	2.59		(X)
Average household size of renter-occupied unit	3.08		(X)
YEAR HOUSEHOLDER MOVED INTO UNIT			
Occupied housing units	436		436
Moved in 2021 or later	0		0.0%
Moved in 2018 to 2020	45		10.3%
Moved in 2010 to 2017	108		24.8%
Moved in 2000 to 2009	79		18.1%
Moved in 1990 to 1999	84		19.3%
Moved in 1989 and earlier	120		27.5%
VEHICLES AVAILABLE			
Occupied housing units	436		436
No vehicles available	40		9.2%
1 vehicle available	118		27.1%
2 vehicles available	162		37.2%
3 or more vehicles available	116		26.6%
HOUSE HEATING FUEL			
Occupied housing units	436		436
Utility gas	7		1.6%
Bottled, tank, or LP gas	101		23.2%
Electricity	34		7.8%
Fuel oil, kerosene, etc.	157		36.0%
Coal or coke	34		7.8%
Wood	92		21.1%
Solar energy	0		0.0%

Table: ACSDP5Y2022.DP04

Selected Housing Characteristics		United States [®] Census Bureau
American Community Survey 2018-2022	Berkshire town, Tioga County, New York	
Other fuel	11	2.5%
No fuel used	0	0.0%
SELECTED CHARACTERISTICS		
Occupied housing units	436	436
Lacking complete plumbing facilities	0	0.0%
Lacking complete kitchen facilities	5	1.1%
No telephone service available	6	1.4%
OCCUPANTS PER ROOM		
Occupied housing units	436	436
1.00 or less	424	97.2%
1.01 to 1.50	12	2.8%
1.51 or more	0	0.0%
VALUE		
Owner-occupied units	363	363
Less than \$50,000	36	9.9%
\$50,000 to \$99,999	67	18.5%
\$100,000 to \$149,999	75	20.7%
\$150,000 to \$199,999	68	18.7%
\$200,000 to \$299,999	69	19.0%
\$300,000 to \$499,999	36	9.9%
\$500,000 to \$999,999	12	3.3%
\$1,000,000 or more	0	0.0%
Median (dollars)	152,400	(X)
MORTGAGE STATUS		
Owner-occupied units	363	363
Housing units with a mortgage	146	40.2%
Housing units without a mortgage	217	59.8%
SELECTED MONTHLY OWNER COSTS (SMOC)		
Housing units with a mortgage	146	146
Less than \$500	0	0.0%
\$500 to \$999	27	18.5%
\$1,000 to \$1,499	37	25.3%
\$1,500 to \$1,999	38	26.0%
\$2,000 to \$2,499	21	14.4%
\$2,500 to \$2,999	16	11.0%

Table: ACSDP5Y2022.DP04

Selected Housing Characteristics		United States® Census Bureau
American Community Survey 2018-2022	Berkshire town, Tioga County, New York	
\$3,000 or more	7	4.8%
Median (dollars)	1,590	(X)
Housing units without a mortgage	217	217
Less than \$250	20	9.2%
\$250 to \$399	43	19.8%
\$400 to \$599	40	18.4%
\$600 to \$799	52	24.0%
\$800 to \$999	23	10.6%
\$1,000 or more	39	18.0%
Median (dollars)	616	(X)
SELECTED MONTHLY OWNER COSTS AS A PERCENTAGE OF HOUSEHOLD INCOME (SMOCAPI)		
Housing units with a mortgage (excluding units where SMOCAPI cannot be computed)	146	146
Less than 20.0 percent	82	56.2%
20.0 to 24.9 percent	7	4.8%
25.0 to 29.9 percent	20	13.7%
30.0 to 34.9 percent	10	6.8%
35.0 percent or more	27	18.5%
Not computed	0	(X)
Housing unit without a mortgage (excluding units where SMOCAPI cannot be computed)	217	217
Less than 10.0 percent	73	33.6%
10.0 to 14.9 percent	48	22.1%
15.0 to 19.9 percent	26	12.0%
20.0 to 24.9 percent	27	12.4%
25.0 to 29.9 percent	22	10.1%
30.0 to 34.9 percent	2	0.9%
35.0 percent or more	19	8.8%
Not computed	0	(X)
GROSS RENT		
Occupied units paying rent	68	68
Less than \$500	0	0.0%
\$500 to \$999	33	48.5%

Table: ACSDP5Y2022.DP04


Selected Housing Characteristics			
American Community Survey 2018-2022	Berkshire town, Tioga County, New York		
\$1,000 to \$1,499	15	22.1%	
\$1,500 to \$1,999	17	25.0%	
\$2,000 to \$2,499	3	4.4%	
\$2,500 to \$2,999	0	0.0%	
\$3,000 or more	0	0.0%	
Median (dollars)	1,031	(X)	
No rent paid	5	(X)	
GROSS RENT AS A PERCENTAGE OF HOUSEHOLD INCOME (GRAPI)			
Occupied units paying rent (excluding units where GRAPI cannot be computed)	68	68	
Less than 15.0 percent	10	14.7%	
15.0 to 19.9 percent	9	13.2%	
20.0 to 24.9 percent	13	19.1%	
25.0 to 29.9 percent	5	7.4%	
30.0 to 34.9 percent	5	7.4%	
35.0 percent or more	26	38.2%	
Not computed	5	(X)	

Table: ACSDP5Y2022.DP02

Selected Social Characteristics		United States [®] Census Bureau
American Community Survey 2018-2022	Berkshire town, Tioga County, New York	
Label	Estimate	Percent
HOUSEHOLDS BY TYPE		
Total households	436	436
Married-couple household	239	54.8%
With children of the householder under 18 years	63	14.4%
Cohabiting couple household	59	13.5%
With children of the householder under 18 years	22	5.0%
Male householder, no spouse/partner present	50	11.5%
With children of the householder under 18 years	2	0.5%
Householder living alone	29	6.7%
65 years and over	0	0.0%
Female householder, no spouse/partner present	88	20.2%
With children of the householder under 18 years	11	2.5%
Householder living alone	65	14.9%
65 years and over	54	12.4%
Households with one or more people under 18 years	119	27.3%
Households with one or more people 65 years and over	167	38.3%
Average household size	2.67	(X)
Average family size	3.04	(X)
RELATIONSHIP		
Population in households	1,166	1,166
Householder	436	37.4%
Spouse	243	20.8%
Unmarried partner	62	5.3%
Child	343	29.4%
Other relatives	68	5.8%
Other nonrelatives	14	1.2%
MARITAL STATUS		
Males 15 years and over	482	482
Never married	166	34.4%
Now married, except separated	260	53.9%

Table: ACSDP5Y2022.DP02

Selected Social Characteristics		United States® Census Bureau
American Community Survey 2018-2022	Berkshire town, Tioga County, New York	
Separated	4	0.8%
Widowed	12	2.5%
Divorced	40	8.3%
Females 15 years and over	461	461
Never married	97	21.0%
Now married, except separated	254	55.1%
Separated	12	2.6%
Widowed	58	12.6%
Divorced	40	8.7%
FERTILITY		
Number of women 15 to 50 years old who had a birth in the past 12 months	7	7
Unmarried women (widowed, divorced, and never married)	2	28.6%
Per 1,000 unmarried women	20	(X)
Per 1,000 women 15 to 50 years old	33	(X)
Per 1,000 women 15 to 19 years old	0	(X)
Per 1,000 women 20 to 34 years old	44	(X)
Per 1,000 women 35 to 50 years old	29	(X)
GRANDPARENTS		
Number of grandparents living with own grandchildren under 18 years	36	36
Grandparents responsible for grandchildren	16	44.4%
Years responsible for grandchildren		
Less than 1 year	0	0.0%
1 or 2 years	0	0.0%
3 or 4 years	0	0.0%
5 or more years	16	44.4%

Table: ACSDP5Y2022.DP02

Selected Social Characteristics		United States® Census Bureau
American Community Survey 2018-2022	Berkshire town, Tioga County, New York	
Number of grandparents responsible for own grandchildren under 18 years	16	16
Who are female	10	62.5%
Who are married	16	100.0%
SCHOOL ENROLLMENT		
Population 3 years and over enrolled in school	294	294
Nursery school, preschool	29	9.9%
Kindergarten	27	9.2%
Elementary school (grades 1-8)	130	44.2%
High school (grades 9-12)	72	24.5%
College or graduate school	36	12.2%
EDUCATIONAL ATTAINMENT		
Population 25 years and over	789	789
Less than 9th grade	35	4.4%
9th to 12th grade, no diploma	52	6.6%
High school graduate (includes equivalency)	319	40.4%
Some college, no degree	137	17.4%
Associate's degree	103	13.1%
Bachelor's degree	63	8.0%
Graduate or professional degree	80	10.1%
High school graduate or higher	702	89.0%
Bachelor's degree or higher	143	18.1%
VETERAN STATUS		
Civilian population 18 years and over	883	883
Civilian veterans	92	10.4%
DISABILITY STATUS OF THE CIVILIAN NONINSTITUTIONALIZED POPULATION		
Total Civilian Noninstitutionalized Population	1,166	1,166
With a disability	193	16.6%
Under 18 years	283	283

Table: ACSDP5Y2022.DP02

Selected Social Characteristics		United States® Census Bureau	
American Community Survey 2018-2022	Berkshire town, Tioga County, New York		
With a disability	11		3.9%
18 to 64 years	639		639
With a disability	86		13.5%
65 years and over	244		244
With a disability	96		39.3%
RESIDENCE 1 YEAR AGO			
Population 1 year and over	1,162		1,162
Same house	1,059		91.1%
Different house (in the U.S. or abroad)	103		8.9%
Different house in the U.S.	103		8.9%
Same county	72		6.2%
Different county	31		2.7%
Same state	24		2.1%
Different state	7		0.6%
Abroad	0		0.0%
PLACE OF BIRTH			
Total population	1,166		1,166
Native	1,153		98.9%
Born in United States	1,150		98.6%
State of residence	984		84.4%
Different state	166		14.2%
Born in Puerto Rico, U.S. Island areas, or born abroad to American parent(s)	3		0.3%
Foreign born	13		1.1%
U.S. CITIZENSHIP STATUS			
Foreign-born population	13		13
Naturalized U.S. citizen	10		76.9%
Not a U.S. citizen	3		23.1%
YEAR OF ENTRY			
Population born outside the United States	16		16
Native	3		3
Entered 2010 or later	0		0.0%
Entered before 2010	3		100.0%
Foreign born	13		13
Entered 2010 or later	0		0.0%
Entered before 2010	13		100.0%
WORLD REGION OF BIRTH OF FOREIGN BORN			

Table: ACSDP5Y2022.DP02

Selected Social Characteristics		United States [®] Census Bureau
American Community Survey 2018-2022	Berkshire town, Tioga County, New York	
Foreign-born population, excluding population born at sea	13	13
Europe	6	46.2%
Asia	4	30.8%
Africa	0	0.0%
Oceania	0	0.0%
Latin America	3	23.1%
Northern America	0	0.0%
LANGUAGE SPOKEN AT HOME		
Population 5 years and over	1,100	1,100
English only	1,064	96.7%
Language other than English	36	3.3%
Speak English less than "very well"	6	0.5%
Spanish	17	1.5%
Speak English less than "very well"	0	0.0%
Other Indo-European languages	16	1.5%
Speak English less than "very well"	3	0.3%
Asian and Pacific Islander languages	0	0.0%
Speak English less than "very well"	0	0.0%
Other languages	3	0.3%
Speak English less than "very well"	3	0.3%
ANCESTRY		
Total population	1,166	1,166
American	52	4.5%
Arab	0	0.0%
Czech	2	0.2%
Danish	0	0.0%
Dutch	35	3.0%
English	179	15.4%
French (except Basque)	18	1.5%
French Canadian	3	0.3%
German	255	21.9%
Greek	0	0.0%

Table: ACSDP5Y2022.DP02

Selected Social Characteristics		United States® Census Bureau
American Community Survey 2018-2022	Berkshire town, Tioga County, New York	
Hungarian	3	0.3%
Irish	123	10.5%
Italian	71	6.1%
Lithuanian	0	0.0%
Norwegian	12	1.0%
Polish	40	3.4%
Portuguese	7	0.6%
Russian	4	0.3%
Scotch-Irish	6	0.5%
Scottish	8	0.7%
Slovak	18	1.5%
Subsaharan African	0	0.0%
Swedish	4	0.3%
Swiss	16	1.4%
Ukrainian	6	0.5%
Welsh	8	0.7%
West Indian (excluding Hispanic origin groups)	0	0.0%
COMPUTERS AND INTERNET USE		
Total households	436	436
With a computer	389	89.2%
With a broadband Internet subscription	374	85.8%