

Table: ACSDP5Y2021.DP05


DEMOGRAPHIC CHARACTERISTICS			
American Community Survey 2017-2021		Tioga town, Tioga County, New York	
Label	Estimate	Percent	
SEX AND AGE			
Total population	4,486	4,486	
Male	2,224	49.6%	
Female	2,262	50.4%	
Sex ratio (males per 100 females)	98.3	(X)	
Under 5 years	138	3.1%	
5 to 9 years	181	4.0%	
10 to 14 years	166	3.7%	
15 to 19 years	285	6.4%	
20 to 24 years	439	9.8%	
25 to 34 years	340	7.6%	
35 to 44 years	365	8.1%	
45 to 54 years	713	15.9%	
55 to 59 years	387	8.6%	
60 to 64 years	408	9.1%	
65 to 74 years	643	14.3%	
75 to 84 years	228	5.1%	
85 years and over	193	4.3%	
Median age (years)	51.0	(X)	
Under 18 years	603	13.4%	
16 years and over	4,001	89.2%	
18 years and over	3,883	86.6%	
21 years and over	3,648	81.3%	
62 years and over	1,369	30.5%	
65 years and over	1,064	23.7%	
18 years and over	3,883	3,883	
Male	1,945	50.1%	
Female	1,938	49.9%	
Sex ratio (males per 100 females)	100.4	(X)	
65 years and over	1,064	1,064	
Male	446	41.9%	
Female	618	58.1%	
Sex ratio (males per 100 females)	72.2	(X)	
RACE			
Total population	4,486	4,486	
One race	4,440	99.0%	
Two or more races	46	1.0%	

Table: ACSDP5Y2021.DP05

DEMOGRAPHIC CHARACTERISTICS		United States[®] Census Bureau
American Community Survey 2017-2021	Tioga town, Tioga County, New York	
Label	Estimate	Percent
One race	4,440	99.0%
White	4,329	96.5%
Black or African American	0	0.0%
American Indian and Alaska Native	0	0.0%
Cherokee tribal grouping	0	0.0%
Chippewa tribal grouping	0	0.0%
Navajo tribal grouping	0	0.0%
Sioux tribal grouping	0	0.0%
Asian	74	1.6%
Asian Indian	0	0.0%
Chinese	74	1.6%
Filipino	0	0.0%
Japanese	0	0.0%
Korean	0	0.0%
Vietnamese	0	0.0%
Other Asian	0	0.0%
Native Hawaiian and Other Pacific Islander	0	0.0%
Native Hawaiian	0	0.0%
Chamorro	0	0.0%
Samoa	0	0.0%
Other Pacific Islander	0	0.0%
Some other race	37	0.8%
Two or more races	46	1.0%
White and Black or African American	0	0.0%
White and American Indian and Alaska Native	10	0.2%
White and Asian	0	0.0%
Black or African American and American Indian and Alaska Native	0	0.0%
Race alone or in combination with one or more other races		
Total population	4,486	4,486
White	4,375	97.5%
Black or African American	0	0.0%
American Indian and Alaska Native	10	0.2%

Table: ACSDP5Y2021.DP05


DEMOGRAPHIC CHARACTERISTICS			
American Community Survey 2017-2021		Tioga town, Tioga County, New York	
Label	Estimate	Percent	
Asian	74	1.6%	
Native Hawaiian and Other Pacific Islander	0	0.0%	
Some other race	73	1.6%	
HISPANIC OR LATINO AND RACE			
Total population	4,486	4,486	
Hispanic or Latino (of any race)	89	2.0%	
Mexican	0	0.0%	
Puerto Rican	37	0.8%	
Cuban	20	0.4%	
Other Hispanic or Latino	32	0.7%	
Not Hispanic or Latino	4,397	98.0%	
White alone	4,277	95.3%	
Black or African American alone	0	0.0%	
American Indian and Alaska Native alone	0	0.0%	
Asian alone	74	1.6%	
Native Hawaiian and Other Pacific Islander alone	0	0.0%	
Some other race alone	0	0.0%	
Two or more races	46	1.0%	
Two races including Some other race	36	0.8%	
Two races excluding Some other race, and Three or more races	10	0.2%	
Total housing units	2,022	(X)	
CITIZEN, VOTING AGE POPULATION			
Citizen, 18 and over population	3,809	3,809	
Male	1,911	50.2%	
Female	1,898	49.8%	

Table: ACSDP5Y2021.DP03


SELECTED ECONOMIC CHARACTERISTICS			
American Community Survey 2017-2021	Tioga town, Tioga County, New York		
Label	Estimate	Percent	
EMPLOYMENT STATUS			
Population 16 years and over	4,001	4,001	
In labor force	2,285	57.1%	
Civilian labor force	2,285	57.1%	
Employed	1,934	48.3%	
Unemployed	351	8.8%	
Armed Forces	0	0.0%	
Not in labor force	1,716	42.9%	
Civilian labor force	2,285	2,285	
Unemployment Rate	(X)	15.4%	
Females 16 years and over	1,970	1,970	
In labor force	995	50.5%	
Civilian labor force	995	50.5%	
Employed	814	41.3%	
Own children of the householder under 6 years	117	117	
All parents in family in labor force	117	100.0%	
Own children of the householder 6 to 17 years	412	412	
All parents in family in labor force	381	92.5%	
COMMUTING TO WORK			
Workers 16 years and over	1,934	1,934	
Car, truck, or van -- drove alone	1,776	91.8%	
Car, truck, or van -- carpooled	71	3.7%	
Public transportation (excluding taxicab)	0	0.0%	
Walked	0	0.0%	
Other means	0	0.0%	
Worked from home	87	4.5%	
Mean travel time to work (minutes)	25.4	(X)	
OCCUPATION			
Civilian employed population 16 years and over	1,934	1,934	
Management, business, science, and arts occupations	636	32.9%	
Service occupations	128	6.6%	

Table: ACSDP5Y2021.DP03

SELECTED ECONOMIC CHARACTERISTICS		United States® Census Bureau
American Community Survey 2017-2021	Tioga town, Tioga County, New York	
Label	Estimate	Percent
Sales and office occupations	521	26.9%
Natural resources, construction, and maintenance occupations	216	11.2%
Production, transportation, and material moving occupations	433	22.4%
INDUSTRY		
Civilian employed population 16 years and over	1,934	1,934
Agriculture, forestry, fishing and hunting, and mining	56	2.9%
Construction	250	12.9%
Manufacturing	279	14.4%
Wholesale trade	47	2.4%
Retail trade	164	8.5%
Transportation and warehousing, and utilities	79	4.1%
Information	28	1.4%
Finance and insurance, and real estate and rental and leasing	156	8.1%
Professional, scientific, and management, and administrative and waste management services	297	15.4%
Educational services, and health care and social assistance	399	20.6%
Arts, entertainment, and recreation, and accommodation and food services	88	4.6%
Other services, except public administration	41	2.1%
Public administration	50	2.6%
CLASS OF WORKER		
Civilian employed population 16 years and over	1,934	1,934

Table: ACSDP5Y2021.DP03

SELECTED ECONOMIC CHARACTERISTICS		United States® Census Bureau
American Community Survey 2017-2021	Tioga town, Tioga County, New York	
Label	Estimate	Percent
Private wage and salary workers	1,658	85.7%
Government workers	147	7.6%
Self-employed in own not incorporated business workers	97	5.0%
Unpaid family workers	32	1.7%
INCOME AND BENEFITS (IN 2021 INFLATION-ADJUSTED DOLLARS)		
Total households	1,877	1,877
Less than \$10,000	34	1.8%
\$10,000 to \$14,999	104	5.5%
\$15,000 to \$24,999	251	13.4%
\$25,000 to \$34,999	171	9.1%
\$35,000 to \$49,999	172	9.2%
\$50,000 to \$74,999	468	24.9%
\$75,000 to \$99,999	228	12.1%
\$100,000 to \$149,999	299	15.9%
\$150,000 to \$199,999	103	5.5%
\$200,000 or more	47	2.5%
Median household income (dollars)	65,092	(X)
Mean household income (dollars)	79,123	(X)
With earnings	1,172	62.4%
Mean earnings (dollars)	92,238	(X)
With Social Security	841	44.8%
Mean Social Security income (dollars)	20,348	(X)
With retirement income	631	33.6%
Mean retirement income (dollars)	22,097	(X)
With Supplemental Security Income	84	4.5%
Mean Supplemental Security Income (dollars)	9,744	(X)
With cash public assistance income	29	1.5%
Mean cash public assistance income (dollars)	N	(X)

Table: ACSDP5Y2021.DP03

SELECTED ECONOMIC CHARACTERISTICS		United States® Census Bureau
American Community Survey 2017-2021	Tioga town, Tioga County, New York	
Label	Estimate	Percent
With Food Stamp/SNAP benefits in the past 12 months	214	11.4%
Families	1,325	1,325
Less than \$10,000	12	0.9%
\$10,000 to \$14,999	33	2.5%
\$15,000 to \$24,999	70	5.3%
\$25,000 to \$34,999	84	6.3%
\$35,000 to \$49,999	135	10.2%
\$50,000 to \$74,999	396	29.9%
\$75,000 to \$99,999	228	17.2%
\$100,000 to \$149,999	217	16.4%
\$150,000 to \$199,999	103	7.8%
\$200,000 or more	47	3.5%
Median family income (dollars)	71,094	(X)
Mean family income (dollars)	95,568	(X)
Per capita income (dollars)	33,313	(X)
Nonfamily households	552	552
Median nonfamily income (dollars)	25,106	(X)
Mean nonfamily income (dollars)	37,859	(X)
Median earnings for workers (dollars)	32,303	(X)
Median earnings for male full- time, year-round workers (dollars)	58,029	(X)
Median earnings for female full- time, year-round workers (dollars)	38,566	(X)
HEALTH INSURANCE COVERAGE		
Civilian noninstitutionalized population	4,486	4,486
With health insurance coverage	4,422	98.6%
With private health insurance	2,881	64.2%
With public coverage	2,649	59.1%

Table: ACSDP5Y2021.DP03

SELECTED ECONOMIC CHARACTERISTICS		United States® Census Bureau
American Community Survey 2017-2021	Tioga town, Tioga County, New York	
Label	Estimate	Percent
No health insurance coverage	64	1.4%
Civilian noninstitutionalized population under 19 years	635	635
No health insurance coverage	0	0.0%
Civilian noninstitutionalized population 19 to 64 years	2,787	2,787
In labor force:	2,047	2,047
Employed:	1,761	1,761
With health insurance coverage	1,752	99.5%
With private health insurance	1,358	77.1%
With public coverage	497	28.2%
No health insurance coverage	9	0.5%
Unemployed:	286	286
With health insurance coverage	231	80.8%
With private health insurance	50	17.5%
With public coverage	181	63.3%
No health insurance coverage	55	19.2%
Not in labor force:	740	740
With health insurance coverage	740	100.0%
With private health insurance	401	54.2%
With public coverage	510	68.9%
No health insurance coverage	0	0.0%
PERCENTAGE OF FAMILIES AND PEOPLE WHOSE INCOME IN THE PAST 12 MONTHS IS BELOW THE POVERTY LEVEL		
All families	(X)	7.7%
With related children of the householder under 18 years	(X)	15.4%

SELECTED ECONOMIC CHARACTERISTICS		United States [®] Census Bureau
American Community Survey 2017-2021	Tioga town, Tioga County, New York	
Label	Estimate	Percent
With related children of the householder under 5 years only	(X)	48.5%
Married couple families	(X)	5.5%
With related children of the householder under 18 years	(X)	15.1%
With related children of the householder under 5 years only	(X)	-
Families with female householder, no spouse present	(X)	8.8%
With related children of the householder under 18 years	(X)	0.0%
With related children of the householder under 5 years only	(X)	0.0%
All people	(X)	10.4%
Under 18 years	(X)	12.4%
Related children of the householder under 18 years	(X)	12.4%
Related children of the householder under 5 years	(X)	31.9%
Related children of the householder 5 to 17 years	(X)	6.7%
18 years and over	(X)	10.1%
18 to 64 years	(X)	12.2%
65 years and over	(X)	4.4%
People in families	(X)	6.9%
Unrelated individuals 15 years and over	(X)	24.8%

Table: ACSDP5Y2021.DP04

SELECTED HOUSING CHARACTERISTICS		United States® Census Bureau	
American Community Survey 2017-2021		Tioga town, Tioga County, New York	
Label	Estimate	Percent	
HOUSING OCCUPANCY			
Total housing units	2,022	2,022	
Occupied housing units	1,877	92.8%	
Vacant housing units	145	7.2%	
Homeowner vacancy rate	2.9	(X)	
Rental vacancy rate	13.1	(X)	
UNITS IN STRUCTURE			
Total housing units	2,022	2,022	
1-unit, detached	1,197	59.2%	
1-unit, attached	0	0.0%	
2 units	92	4.5%	
3 or 4 units	20	1.0%	
5 to 9 units	60	3.0%	
10 to 19 units	0	0.0%	
20 or more units	0	0.0%	
Mobile home	653	32.3%	
Boat, RV, van, etc.	0	0.0%	
YEAR STRUCTURE BUILT			
Total housing units	2,022	2,022	
Built 2020 or later	0	0.0%	
Built 2010 to 2019	257	12.7%	
Built 2000 to 2009	216	10.7%	
Built 1990 to 1999	193	9.5%	
Built 1980 to 1989	259	12.8%	
Built 1970 to 1979	400	19.8%	
Built 1960 to 1969	89	4.4%	
Built 1950 to 1959	223	11.0%	
Built 1940 to 1949	41	2.0%	
Built 1939 or earlier	344	17.0%	
ROOMS			
Total housing units	2,022	2,022	
1 room	0	0.0%	
2 rooms	0	0.0%	
3 rooms	72	3.6%	
4 rooms	245	12.1%	
5 rooms	514	25.4%	
6 rooms	464	22.9%	
7 rooms	158	7.8%	
8 rooms	240	11.9%	
9 rooms or more	329	16.3%	

Table: ACSDP5Y2021.DP04

SELECTED HOUSING CHARACTERISTICS		United States® Census Bureau
American Community Survey 2017-2021	Tioga town, Tioga County, New York	
Label	Estimate	Percent
Median rooms	5.9	(X)
BEDROOMS		
Total housing units	2,022	2,022
No bedroom	0	0.0%
1 bedroom	40	2.0%
2 bedrooms	514	25.4%
3 bedrooms	1,196	59.1%
4 bedrooms	179	8.9%
5 or more bedrooms	93	4.6%
HOUSING TENURE		
Occupied housing units	1,877	1,877
Owner-occupied	1,559	83.1%
Renter-occupied	318	16.9%
Average household size of owner-occupied unit	2.56	(X)
Average household size of renter-occupied unit	1.57	(X)
YEAR HOUSEHOLDER MOVED INTO UNIT		
Occupied housing units	1,877	1,877
Moved in 2019 or later	101	5.4%
Moved in 2015 to 2018	525	28.0%
Moved in 2010 to 2014	155	8.3%
Moved in 2000 to 2009	399	21.3%
Moved in 1990 to 1999	269	14.3%
Moved in 1989 and earlier	428	22.8%
VEHICLES AVAILABLE		
Occupied housing units	1,877	1,877
No vehicles available	132	7.0%
1 vehicle available	514	27.4%
2 vehicles available	644	34.3%
3 or more vehicles available	587	31.3%
HOUSE HEATING FUEL		
Occupied housing units	1,877	1,877
Utility gas	501	26.7%
Bottled, tank, or LP gas	408	21.7%
Electricity	119	6.3%
Fuel oil, kerosene, etc.	517	27.5%
Coal or coke	167	8.9%
Wood	165	8.8%

Table: ACSDP5Y2021.DP04

SELECTED HOUSING CHARACTERISTICS		United States® Census Bureau
American Community Survey 2017-2021	Tioga town, Tioga County, New York	
Label	Estimate	Percent
Solar energy	0	0.0%
Other fuel	0	0.0%
No fuel used	0	0.0%
SELECTED CHARACTERISTICS		
Occupied housing units	1,877	1,877
Lacking complete plumbing facilities	13	0.7%
Lacking complete kitchen facilities	0	0.0%
No telephone service available	33	1.8%
OCCUPANTS PER ROOM		
Occupied housing units	1,877	1,877
1.00 or less	1,877	100.0%
1.01 to 1.50	0	0.0%
1.51 or more	0	0.0%
VALUE		
Owner-occupied units	1,559	1,559
Less than \$50,000	237	15.2%
\$50,000 to \$99,999	407	26.1%
\$100,000 to \$149,999	469	30.1%
\$150,000 to \$199,999	281	18.0%
\$200,000 to \$299,999	118	7.6%
\$300,000 to \$499,999	30	1.9%
\$500,000 to \$999,999	0	0.0%
\$1,000,000 or more	17	1.1%
Median (dollars)	110,200	(X)
MORTGAGE STATUS		
Owner-occupied units	1,559	1,559
Housing units with a mortgage	816	52.3%
Housing units without a mortgage	743	47.7%
SELECTED MONTHLY OWNER COSTS (SMOC)		
Housing units with a mortgage	816	816
Less than \$500	22	2.7%
\$500 to \$999	213	26.1%
\$1,000 to \$1,499	428	52.5%
\$1,500 to \$1,999	106	13.0%

Table: ACSDP5Y2021.DP04

SELECTED HOUSING CHARACTERISTICS		United States[®] Census Bureau
American Community Survey 2017-2021	Tioga town, Tioga County, New York	
Label	Estimate	Percent
\$2,000 to \$2,499	0	0.0%
\$2,500 to \$2,999	30	3.7%
\$3,000 or more	17	2.1%
Median (dollars)	1,140	(X)
Housing units without a mortgage	743	743
Less than \$250	182	24.5%
\$250 to \$399	128	17.2%
\$400 to \$599	324	43.6%
\$600 to \$799	97	13.1%
\$800 to \$999	12	1.6%
\$1,000 or more	0	0.0%
Median (dollars)	437	(X)
SELECTED MONTHLY OWNER COSTS AS A PERCENTAGE OF HOUSEHOLD INCOME (SMOCAPI)		
Housing units with a mortgage (excluding units where SMOCAPI cannot be computed)	816	816
Less than 20.0 percent	607	74.4%
20.0 to 24.9 percent	50	6.1%
25.0 to 29.9 percent	54	6.6%
30.0 to 34.9 percent	23	2.8%
35.0 percent or more	82	10.0%
Not computed	0	(X)
Housing unit without a mortgage (excluding units where SMOCAPI cannot be computed)	743	743
Less than 10.0 percent	379	51.0%
10.0 to 14.9 percent	142	19.1%
15.0 to 19.9 percent	97	13.1%
20.0 to 24.9 percent	0	0.0%
25.0 to 29.9 percent	42	5.7%
30.0 to 34.9 percent	48	6.5%
35.0 percent or more	35	4.7%
Not computed	0	(X)
GROSS RENT		

Table: ACSDP5Y2021.DP04

SELECTED HOUSING CHARACTERISTICS		United States® Census Bureau
American Community Survey 2017-2021	Tioga town, Tioga County, New York	
Label	Estimate	Percent
Occupied units paying rent	269	269
Less than \$500	44	16.4%
\$500 to \$999	182	67.7%
\$1,000 to \$1,499	0	0.0%
\$1,500 to \$1,999	20	7.4%
\$2,000 to \$2,499	23	8.6%
\$2,500 to \$2,999	0	0.0%
\$3,000 or more	0	0.0%
Median (dollars)	779	(X)
No rent paid	49	(X)
GROSS RENT AS A PERCENTAGE OF HOUSEHOLD INCOME (GRAPI)		
Occupied units paying rent (excluding units where GRAPI cannot be computed)	269	269
Less than 15.0 percent	42	15.6%
15.0 to 19.9 percent	11	4.1%
20.0 to 24.9 percent	26	9.7%
25.0 to 29.9 percent	0	0.0%
30.0 to 34.9 percent	24	8.9%
35.0 percent or more	166	61.7%
Not computed	49	(X)

Table: ACSDP5Y2021.DP02

SELECTED SOCIAL CHARACTERISTICS			
American Community Survey 2017-2021	Tioga town, Tioga County, New York		
Label	Estimate	Percent	
HOUSEHOLDS BY TYPE			
Total households	1,877	1,877	
Married-couple household	1,043	55.6%	
With children of the householder under 18 years	147	7.8%	
Cohabiting couple household	228	12.1%	
With children of the householder under 18 years	70	3.7%	
Male householder, no spouse/partner present	193	10.3%	
With children of the householder under 18 years	0	0.0%	
Householder living alone	128	6.8%	
65 years and over	38	2.0%	
Female householder, no spouse/partner present	413	22.0%	
With children of the householder under 18 years	92	4.9%	
Householder living alone	243	12.9%	
65 years and over	219	11.7%	
Households with one or more people under 18 years	371	19.8%	
Households with one or more people 65 years and over	709	37.8%	
Average household size	2.39	(X)	
Average family size	2.73	(X)	
RELATIONSHIP			
Population in households	4,486	4,486	
Householder	1,877	41.8%	
Spouse	1,080	24.1%	
Unmarried partner	222	4.9%	
Child	1,025	22.8%	
Other relatives	190	4.2%	
Other nonrelatives	92	2.1%	
MARITAL STATUS			
Males 15 years and over	2,031	2,031	
Never married	734	36.1%	
Now married, except separated	1,110	54.7%	

Table: ACSDP5Y2021.DP02

SELECTED SOCIAL CHARACTERISTICS		United States® Census Bureau
American Community Survey 2017-2021	Tioga town, Tioga County, New York	
Label	Estimate	Percent
Separated	39	1.9%
Widowed	20	1.0%
Divorced	128	6.3%
Females 15 years and over	1,970	1,970
Never married	351	17.8%
Now married, except separated	1,078	54.7%
Separated	21	1.1%
Widowed	156	7.9%
Divorced	364	18.5%
FERTILITY		
Number of women 15 to 50 years old who had a birth in the past 12 months	0	0
Unmarried women (widowed, divorced, and never married)	0	-
Per 1,000 unmarried women	0	(X)
Per 1,000 women 15 to 50 years old	0	(X)
Per 1,000 women 15 to 19 years old	0	(X)
Per 1,000 women 20 to 34 years old	0	(X)
Per 1,000 women 35 to 50 years old	0	(X)
GRANDPARENTS		
Number of grandparents living with own grandchildren under 18 years	69	69
Grandparents responsible for grandchildren	50	72.5%
Years responsible for grandchildren		
Less than 1 year	0	0.0%
1 or 2 years	50	72.5%
3 or 4 years	0	0.0%
5 or more years	0	0.0%

Table: ACSDP5Y2021.DP02

SELECTED SOCIAL CHARACTERISTICS		United States® Census Bureau
American Community Survey 2017-2021	Tioga town, Tioga County, New York	
Label	Estimate	Percent
Number of grandparents responsible for own grandchildren under 18 years	50	50
Who are female	18	36.0%
Who are married	18	36.0%
SCHOOL ENROLLMENT		
Population 3 years and over enrolled in school	594	594
Nursery school, preschool	0	0.0%
Kindergarten	58	9.8%
Elementary school (grades 1-8)	250	42.1%
High school (grades 9-12)	126	21.2%
College or graduate school	160	26.9%
EDUCATIONAL ATTAINMENT		
Population 25 years and over	3,277	3,277
Less than 9th grade	96	2.9%
9th to 12th grade, no diploma	237	7.2%
High school graduate (includes equivalency)	1,414	43.1%
Some college, no degree	613	18.7%
Associate's degree	414	12.6%
Bachelor's degree	358	10.9%
Graduate or professional degree	145	4.4%
High school graduate or higher	2,944	89.8%
Bachelor's degree or higher	503	15.3%
VETERAN STATUS		
Civilian population 18 years and over	3,883	3,883
Civilian veterans	456	11.7%
DISABILITY STATUS OF THE CIVILIAN NONINSTITUTIONALIZED POPULATION		
Total Civilian Noninstitutionalized Population	4,486	4,486
With a disability	992	22.1%

Table: ACSDP5Y2021.DP02

SELECTED SOCIAL CHARACTERISTICS		United States® Census Bureau
American Community Survey 2017-2021	Tioga town, Tioga County, New York	
Label	Estimate	Percent
Under 18 years	603	603
With a disability	87	14.4%
18 to 64 years	2,819	2,819
With a disability	659	23.4%
65 years and over	1,064	1,064
With a disability	246	23.1%
RESIDENCE 1 YEAR AGO		
Population 1 year and over	4,486	4,486
Same house	4,211	93.9%
Different house (in the U.S. or abroad)	275	6.1%
Different house in the U.S.	275	6.1%
Same county	38	0.8%
Different county	237	5.3%
Same state	44	1.0%
Different state	193	4.3%
Abroad	0	0.0%
PLACE OF BIRTH		
Total population	4,486	4,486
Native	4,400	98.1%
Born in United States	4,332	96.6%
State of residence	2,914	65.0%
Different state	1,418	31.6%
Born in Puerto Rico, U.S. Island areas, or born abroad to American parent(s)	68	1.5%
Foreign born	86	1.9%
U.S. CITIZENSHIP STATUS		
Foreign-born population	86	86
Naturalized U.S. citizen	12	14.0%
Not a U.S. citizen	74	86.0%
YEAR OF ENTRY		
Population born outside the United States	154	154
Native	68	68
Entered 2010 or later	36	52.9%
Entered before 2010	32	47.1%
Foreign born	86	86
Entered 2010 or later	0	0.0%
Entered before 2010	86	100.0%

Table: ACSDP5Y2021.DP02


SELECTED SOCIAL CHARACTERISTICS			
American Community Survey 2017-2021	Tioga town, Tioga County, New York		
Label	Estimate	Percent	
WORLD REGION OF BIRTH OF FOREIGN BORN			
Foreign-born population, excluding population born at sea	86	86	
Europe	12	14.0%	
Asia	74	86.0%	
Africa	0	0.0%	
Oceania	0	0.0%	
Latin America	0	0.0%	
Northern America	0	0.0%	
LANGUAGE SPOKEN AT HOME			
Population 5 years and over	4,348	4,348	
English only	4,274	98.3%	
Language other than English	74	1.7%	
Speak English less than "very well"	57	1.3%	
Spanish	0	0.0%	
Speak English less than "very well"	0	0.0%	
Other Indo-European languages	0	0.0%	
Speak English less than "very well"	0	0.0%	
Asian and Pacific Islander languages	74	1.7%	
Speak English less than "very well"	57	1.3%	
Other languages	0	0.0%	
Speak English less than "very well"	0	0.0%	
ANCESTRY			
Total population	4,486	4,486	
American	376	8.4%	
Arab	10	0.2%	
Czech	0	0.0%	
Danish	0	0.0%	
Dutch	122	2.7%	
English	720	16.0%	
French (except Basque)	402	9.0%	

Table: ACSDP5Y2021.DP02

SELECTED SOCIAL CHARACTERISTICS		United States [®] Census Bureau
American Community Survey 2017-2021	Tioga town, Tioga County, New York	
Label	Estimate	Percent
French Canadian	111	2.5%
German	865	19.3%
Greek	32	0.7%
Hungarian	0	0.0%
Irish	725	16.2%
Italian	309	6.9%
Lithuanian	0	0.0%
Norwegian	13	0.3%
Polish	142	3.2%
Portuguese	18	0.4%
Russian	0	0.0%
Scotch-Irish	60	1.3%
Scottish	96	2.1%
Slovak	16	0.4%
Subsaharan African	37	0.8%
Swedish	52	1.2%
Swiss	0	0.0%
Ukrainian	90	2.0%
Welsh	164	3.7%
West Indian (excluding Hispanic origin groups)	0	0.0%
COMPUTERS AND INTERNET USE		
Total households	1,877	1,877
With a computer	1,647	87.7%
With a broadband Internet subscription	1,556	82.9%